

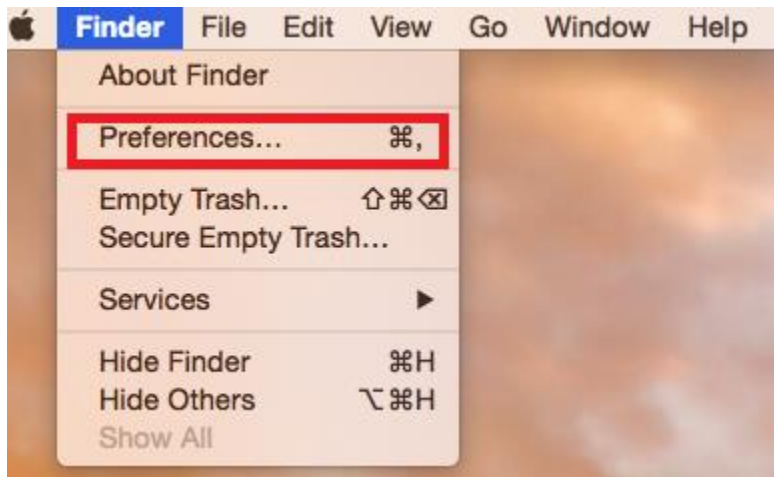
Title:	How to install plug-in for MAC OS for NVR GUI v2.3.10 or 3.1.3 and above				
Date:	3/19/2015	Version:	1.0	Pages	
Product:	All NVR firmware latest to v3.1.3 or v2.3.10				
Action Required:	Information only				

Issue:

Previous versions of MAC plugin v3.0.4.51 or earlier versions will not work with latest NVR firmware of v2.3.10 (76xx NVRs) or v3.1.3 (9xxx/7716 NVRs) and above. The NVR GUI page will indicate “No Plug-ins detected” even if previous MAC plugin is installed.

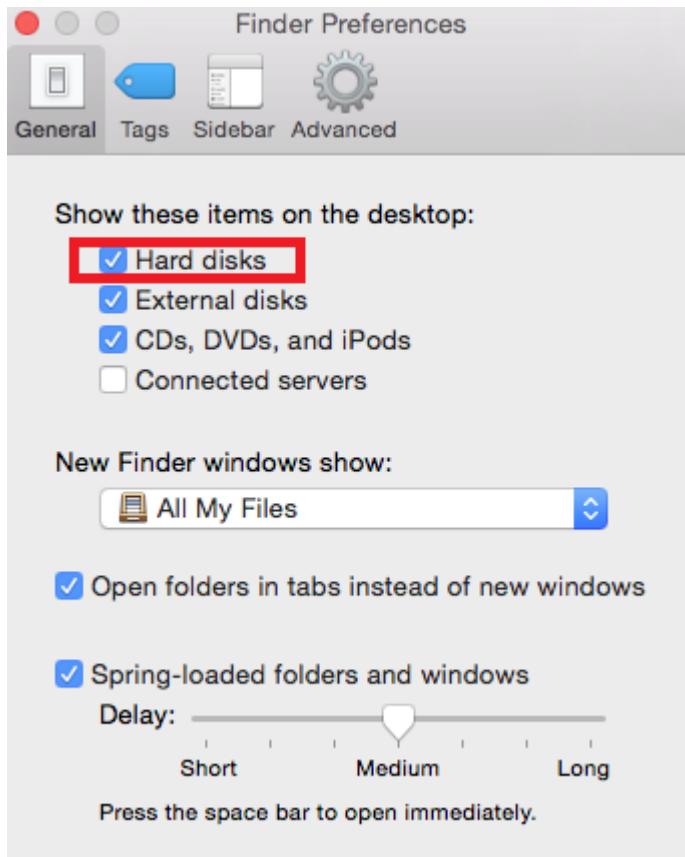
Solution:

- 1) First you need to delete all existing plug-ins on the MAC OS (tested with OS X Yosemite version 10.10.2)
 - a) Enable MAC HD icon by navigating to **FINDER** and clicking on **Preferences...**




- b) The Finder Preferences menu opens and select to **check “Hard disks”**

Title:	How to install plug-in for MAC OS for NVR GUI v2.3.10 or 3.1.3 and above				
Date:	3/19/2015	Version:	1.0	Pages	
Product:	All NVR firmware latest to v3.1.3 or v2.3.10				
Action Required:	Information only				

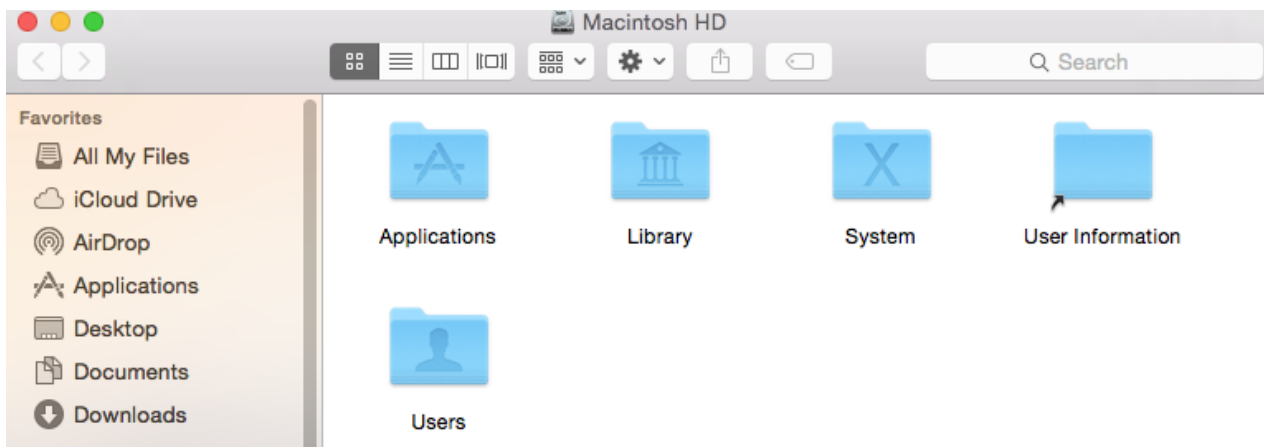


c) The **Macintosh HD** icon will appear on the desktop

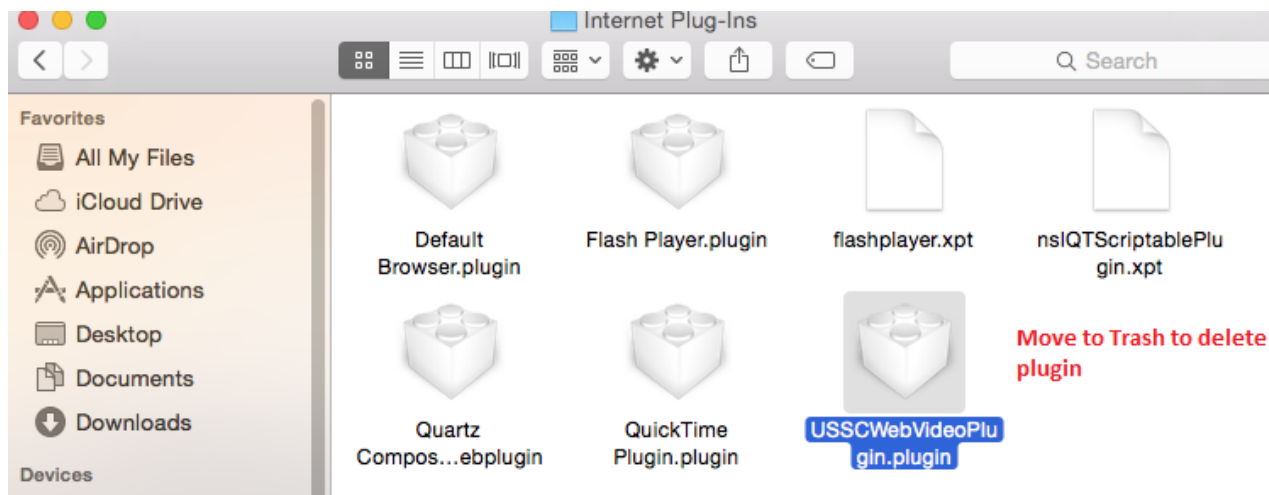


Title:	How to install plug-in for MAC OS for NVR GUI v2.3.10 or 3.1.3 and above				
Date:	3/19/2015	Version:	1.0	Pages	
Product:	All NVR firmware latest to v3.1.3 or v2.3.10				
Action Required:	Information only				

- b) Navigate through the Macintosh HD by click on its icon and go to **Macintosh HD > Library > Internet Plug-ins**

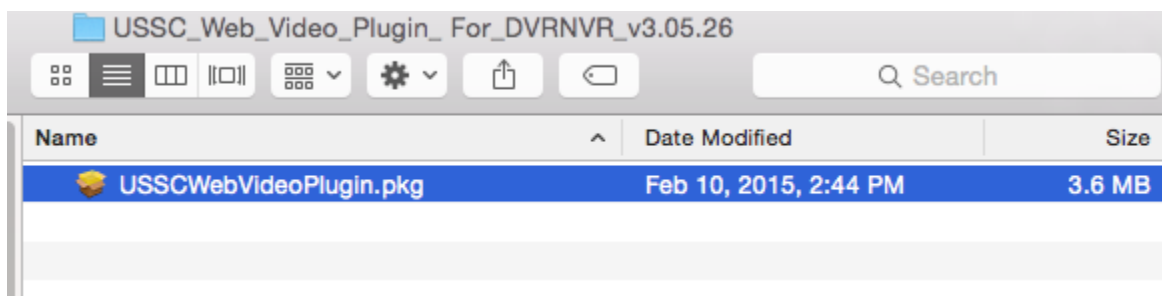


- c) Remove all plug-ins related to **USSCWebVideoPlugin.plugin** by right-click and left-click on “Move to Trash”



Title:	How to install plug-in for MAC OS for NVR GUI v2.3.10 or 3.1.3 and above				
Date:	3/19/2015	Version:	1.0	Pages	
Product:	All NVR firmware latest to v3.1.3 or v2.3.10				
Action Required:	Information only				

- d) Once all existing USSCWebVideoPlugins have been removed, you can install the new MAC plugin by clicking on the latest **USSC_Web_Video_Plugin_For_DVRNVR_v3.05.26** package. (You will need to uncompress the ZIP file first).



- e) Enter your MAC login credentials to install this plugin.
- f) Open Safari browser and enter the NVR IP address to access the web GUI and you will be able to login and view the live cameras.

Note: This **USSC_Web_Video_Plugin_For_DVRNVR_v3.05.26** MAC plugin is currently not available on the Hikvision website. Please contact your local Sales Engineer or technical support to receive it.